

Southeast Alaska Economic Overview

**Presented to:
Southeast Conference**

**Presented by:
McDowell Group, Inc.
September 18, 2007**

Presentation Contents

- **Southeast Industries Overview**
 - Visitor Industry
 - Seafood Industry
 - Timber Industry
 - Mining Industry
 - Government
- **Economic Indicators**
 - Employment
 - Population

Visitor Industry



Non-Resident Visitors: Summer 2006

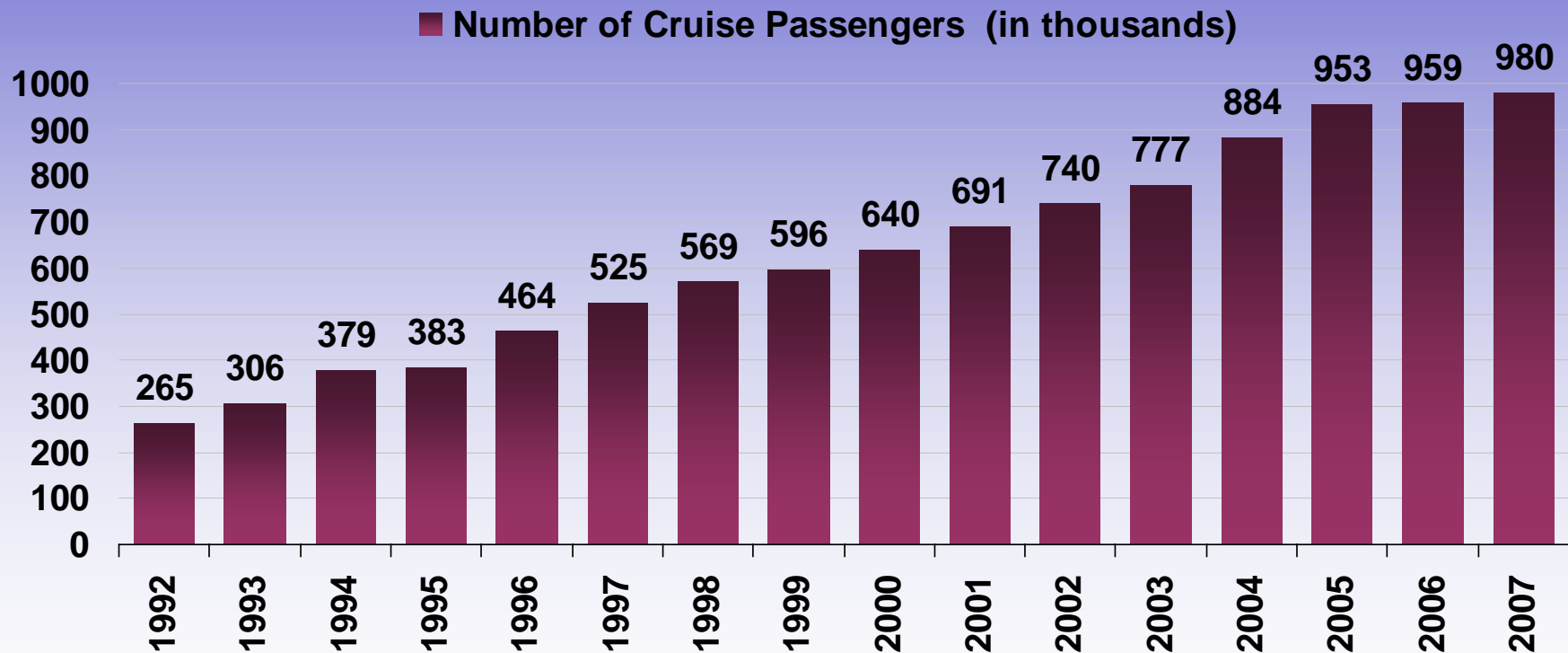
Southeast Visitors	1,160,000
Juneau	1,034,000
Ketchikan	871,000
Skagway	865,000
Glacier Bay/Gustavus	437,000
Sitka	286,000
Hoonah/Icy Strait Point	176,000
Haines	124,000
Wrangell	34,000
Petersburg	29,000
Prince of Wales Island	15,000

Alaska Visitor Statistics Program, State of Alaska

Alaska Visitor Statistics Program V

- **Summer 2006 report online**
www.dced.state.ak.us/oed/toubus/home.cfm
- **Fall/Winter due report in October 2007**
- **Includes visitor volume, expenditures, trip planning, demographics, trip patterns, trends**
- **More than 70 special profiles**
 - Trip purpose
 - Transportation mode
 - Origin
 - Instate destination (region and community)
 - Selected markets

Southeast Cruise Traffic 1992-2007



Preliminary *Large Ship* Passenger Estimates

	2008
Juneau	972,000
Skagway	742,000
Ketchikan	902,000
Sitka	225,000
Icy Strait Point	124,000
Prince Rupert	101,000
Haines	42,000
Wrangell	2,500

Seafood Industry

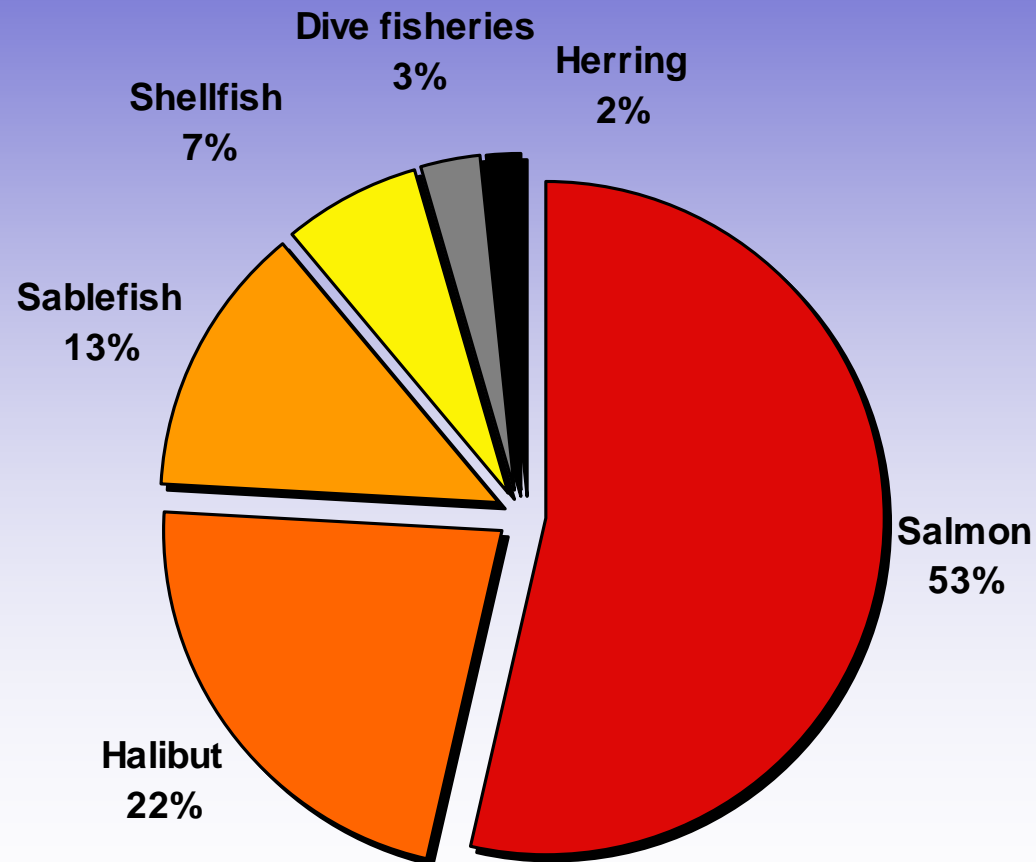


Commercial Fishing Indicators for Southeast

- Ex-Vessel value \$192 million in 2006
- First wholesale value approximately \$400 million in 2006
- Market trends
 - Salmon prices and permit values continue to recover
 - Halibut prices remain at record levels
 - Sablefish price remains strong
 - Shellfish prices increasing

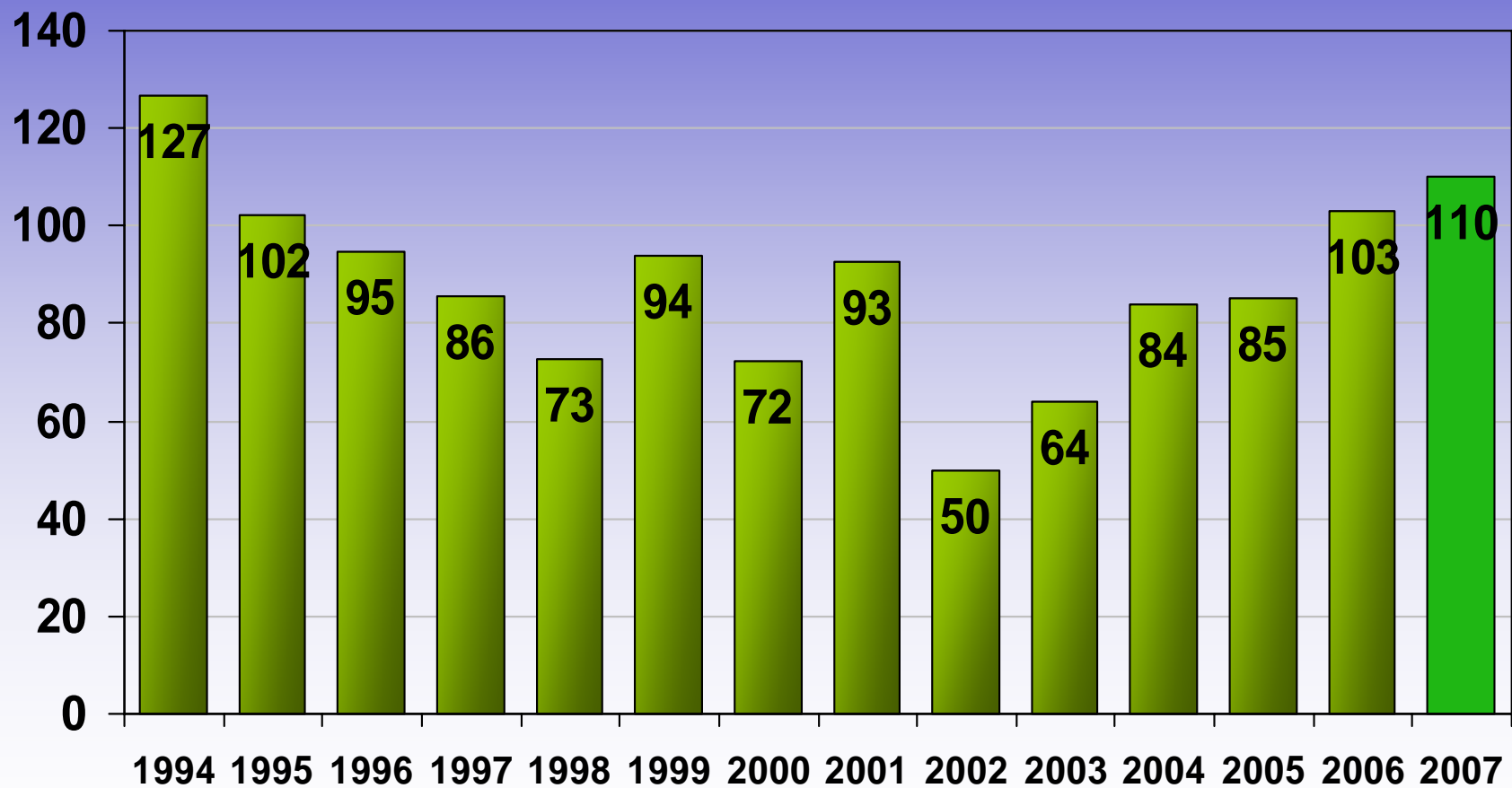
Major SE Fisheries

\$192 Million Ex-vessel Value



SE Salmon Harvest Value

1994-2007 (ex-vessel, million \$)



Regional SE Seafood-related Employment

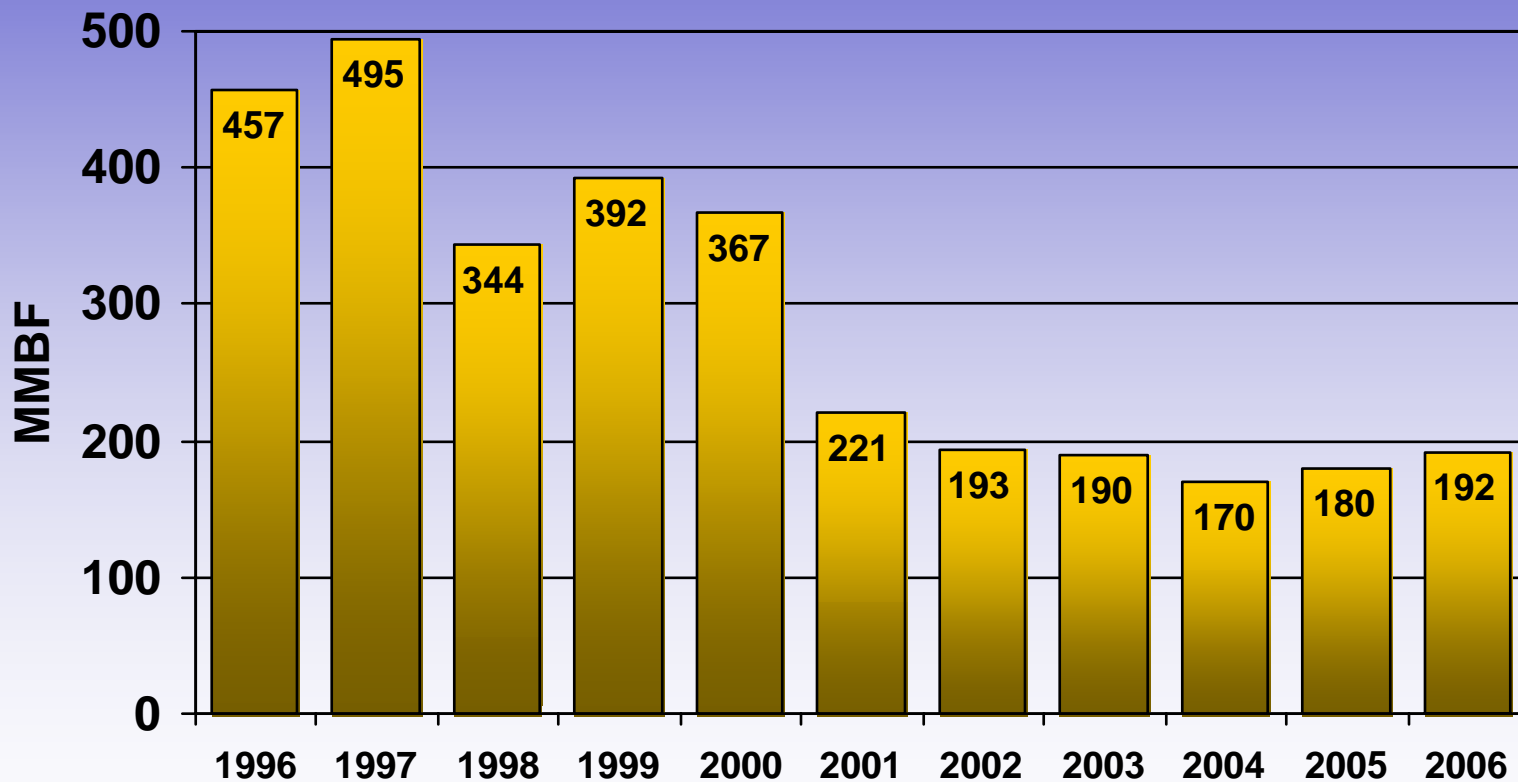
- 1,900 permit holders fished
- 3,500 permits fished
- Processing
 - Peak seasonal employment 3,700
 - Average annual employment 1,500

Southeast Timber Industry



- Employment of about 400 in SE for 2006
 - logging and construction
 - mills
 - small operators
- Including indirect impacts, timber generates income for over 1,000 workers

Total Southeast Timber Harvest, 1996-2006 (mmbf)



Southeast Mining Industry



- **Kensington development underway**
 - 200 perm jobs projected
 - Start-up uncertain
 - 10 years mine life - 1 mill oz gold
- **Greens Creek employs 280**
 - 24 additional contractors
- **Other activity**
 - Union Bay - Platinum
 - Woewodski Island - Gold Silver Zinc
 - Niblack - Copper Gold

Government

Southeast Jobs



- 5,550 State gov't jobs ↑ 50
- 1,900 Fed. gov't jobs ↓ 100
- 6,050 Local gov't jobs ↑ 100
- 850 Tribal gov't jobs ↑ 50

SE Employment Trends

	2005	2006	% Change
Skagway, Angoon, Hoonah	1,569	1,633	4.1%
Ketchikan	6,957	7,172	3.0%
Juneau	17,644	18,028	2.2%
Haines	1,050	1,056	0.6%
Wrangell/Petersburg	2,575	2,589	0.5%
Sitka	4,418	4,409	-0.2%
Yakutat	333	328	-1.5%
Prince of Wales, Outer Ketchikan	2,033	1,848	-9.1%

SE Population Trends

	2005	2006	% Change
Haines	2,206	2,241	1.6%
Ketchikan	13,115	13,174	0.4%
Prince of Wales, Outer Ketchikan	5,504	5,477	-0.5%
Petersburg	3,152	3,129	-0.7%
Sitka	8,934	8,833	-1.1%
Skagway, Angoon, Hoonah	3,060	3,020	-1.3%
Yakutat	643	634	-1.4%
Juneau	31,182	30,650	-1.7%
Wrangell	1,973	1,911	-3.1%



Southeast Alaska Economic Overview

McDowell Group, Inc.
Anchorage • Juneau • Kodiak

**Providing consulting and research to
Alaska businesses and organizations
since 1972**