



Alaska Small Business
Development Center

UNIVERSITY of ALASKA ANCHORAGE

COVID-19 IMPACT ON SOUTHEAST ALASKA

Jon Bittner, State Director
Alaska SBDC

Summary of Disbursements – Southeast Alaska

<i>Southeast Alaska</i>				
Program	Disbursements \$	Loan Count	Average Loan	Median Loan
PPP	\$ 146,803,222	2,006	\$ 73,182	\$ 21,659
EIDL	\$ 89,448,700	1,390	\$ 64,352	\$ 39,600
EIDL Advance	\$ 4,995,000	1,691	\$ 2,954	\$ 1,000
AK CARES	\$ 65,633,139	1,353	\$ 48,509	-
	\$ 306,880,061	6,440	\$ 47,652	\$ 10,994*

**Excluding the AK CARES Program*

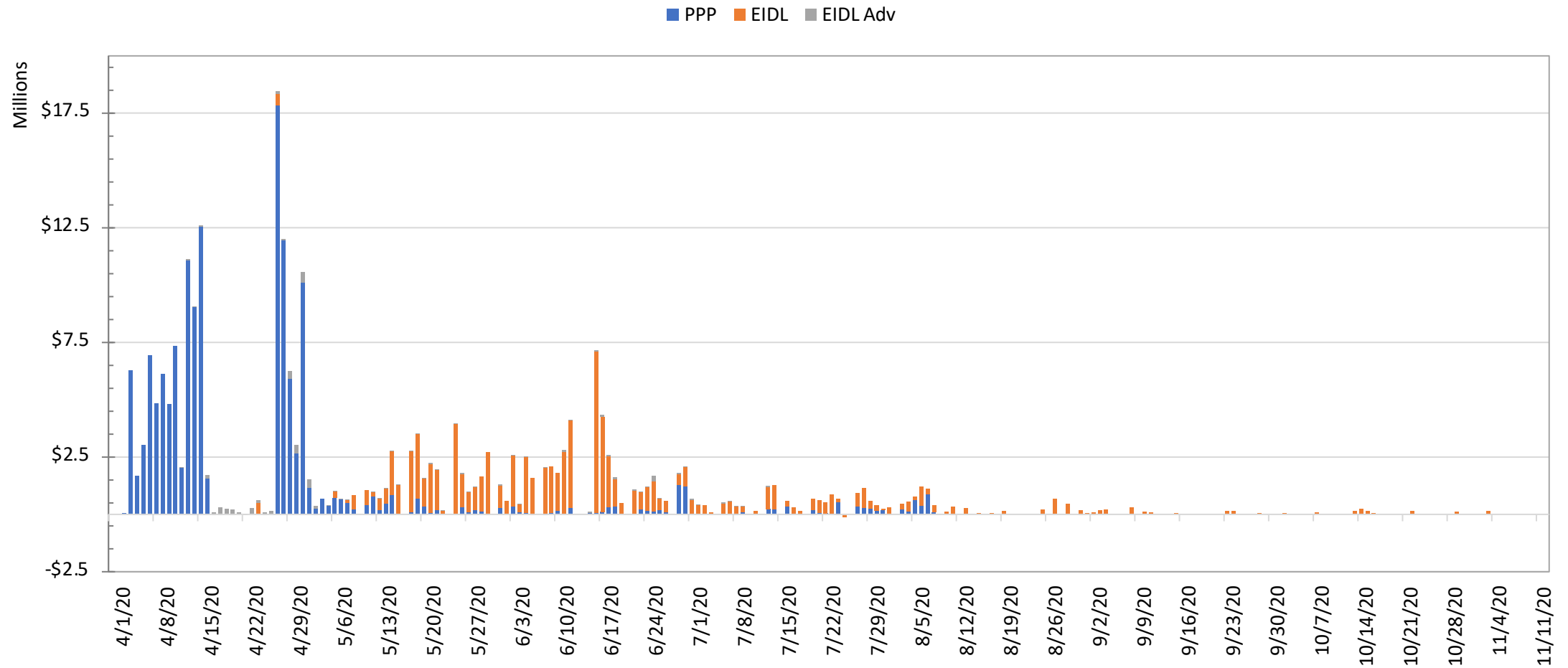
	PPP	EIDL	EIDL Adv	AK CARES**	Grand Total	
Juneau	\$ 64,434,650	\$ 29,873,400	\$ 1,851,000	\$ 16,491,879	\$ 112,650,930	36.7%
Ketchikan	\$ 34,082,266	\$ 18,963,900	\$ 845,000	\$ 11,886,019	\$ 65,777,184	21.4%
Sitka	\$ 20,440,979	\$ 13,444,700	\$ 883,000	\$ 9,839,377	\$ 44,608,055	14.5%
Petersburg	\$ 8,463,205	\$ 6,230,000	\$ 382,000	\$ 9,116,421	\$ 24,191,625	7.9%
Skagway	\$ 5,680,337	\$ 7,301,400	\$ 274,000	\$ 3,818,231	\$ 17,073,967	5.6%
Haines	\$ 3,516,301	\$ 4,786,000	\$ 300,000	\$ 4,354,439	\$ 12,956,740	4.2%
Wrangell	\$ 2,236,246	\$ 2,222,200	\$ 97,000	\$ 3,530,520	\$ 8,085,966	2.6%
Craig	\$ 2,426,530	\$ 1,504,000	\$ 87,000	-	\$ 4,017,530	1.3%
Hyder	\$ 5,460	\$ 35,800	\$ 1,000	\$ 3,465,537	\$ 3,507,797	1.1%
Yakutat	\$ 1,254,113	\$ 729,300	\$ 24,000	\$ 915,788	\$ 2,923,201	1.0%
Hoonah*	\$ 299,145	\$ 778,000	\$ 39,000	\$ 1,107,464	\$ 2,223,609	0.7%
Angoon	\$ 634,649	\$ 300,000	\$ 14,000	\$ 1,107,464	\$ 2,056,114	0.7%
Gustavus	\$ 431,099	\$ 809,200	\$ 58,000	-	\$ 1,298,299	0.4%
Klawock	\$ 861,330	\$ 327,500	\$ 25,000	-	\$ 1,213,830	0.4%
Elfin Cove	\$ 438,454	\$ 374,800	\$ 35,000	-	\$ 848,254	0.3%
Pelican	\$ 381,956	\$ 409,700	\$ 35,000	-	\$ 826,656	0.3%
Metlakatla	\$ 234,686	\$ 333,500	\$ 1,000	-	\$ 569,186	0.2%
Coffman Cove	\$ 212,553	\$ 334,200	\$ 15,000	-	\$ 561,753	0.2%
Thorne Bay	\$ 142,818	\$ 381,200	\$ 13,000	-	\$ 537,018	0.2%
Kake	\$ 348,270	\$ 10,000	\$ 2,000	-	\$ 360,270	0.1%
Port Alexander	\$ 39,826	\$ 295,900	\$ 7,000	-	\$ 342,726	0.1%
Hydaburg	\$ 190,179	\$ -	\$ -	-	\$ 190,179	0.1%
Edna Bay	\$ 32,917	\$ -	\$ 1,000	-	\$ 33,917	0.0%
Hollis	\$ 8,724	\$ 4,000	\$ 1,000	-	\$ 13,724	0.0%
Point Baker	\$ 6,528	\$ -	\$ 2,000	-	\$ 8,528	0.0%
Kupreanof	\$ -	\$ -	\$ 2,000	-	\$ 2,000	0.0%
Port Protection	\$ -	\$ -	\$ 1,000	-	\$ 1,000	0.0%
	\$ 146,803,222	\$ 89,448,700	\$ 4,995,000	\$ 65,633,139	\$306,880,061	

****The AK CARES total for the Hoonah/Angoon Borough is split evenly between Hoonah & Angoon.***

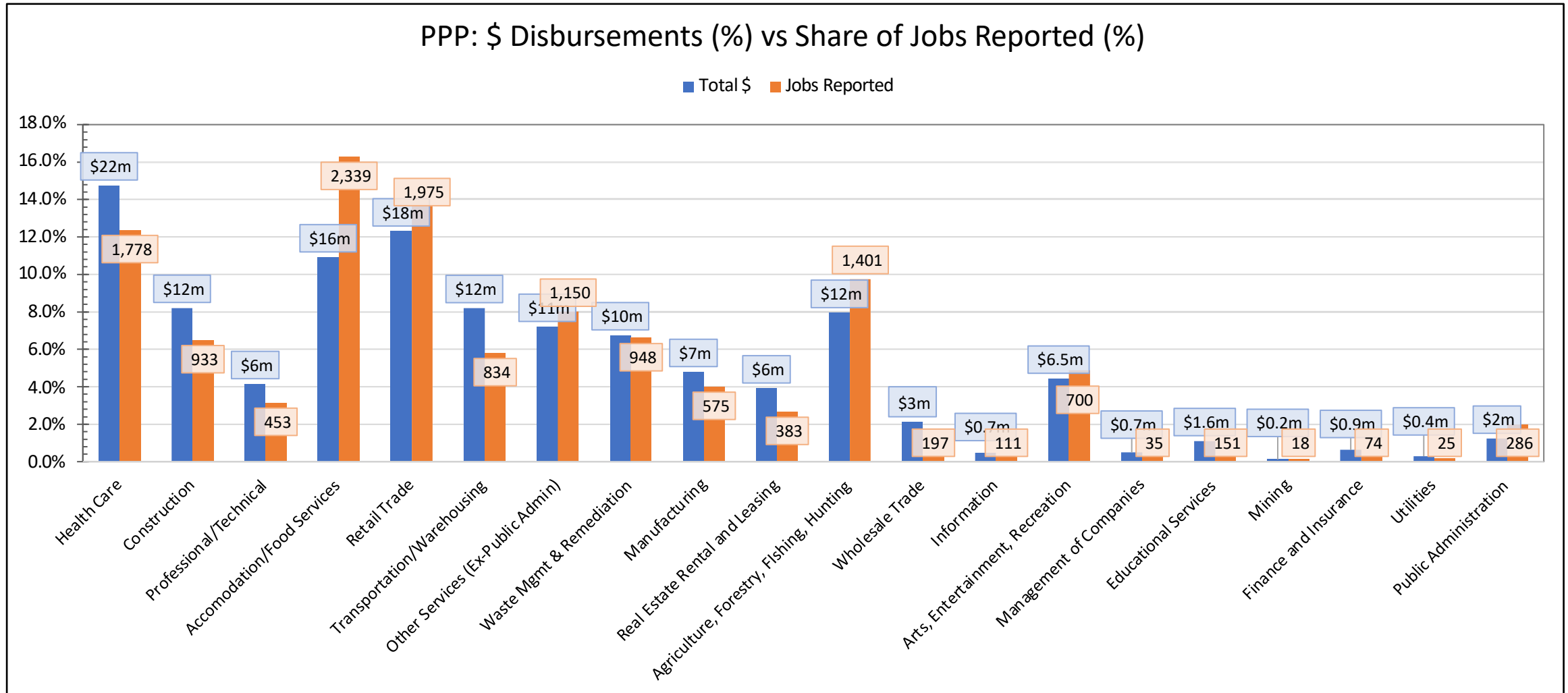
*****AK CARES data was aggregated by borough/census area, so blank totals for smaller communities are likely misleading.***

Disbursements over Time (ex-AK CARES)

CARES Disbursements for Southeast Alaska (PPP, EIDL, EIDL Advance)

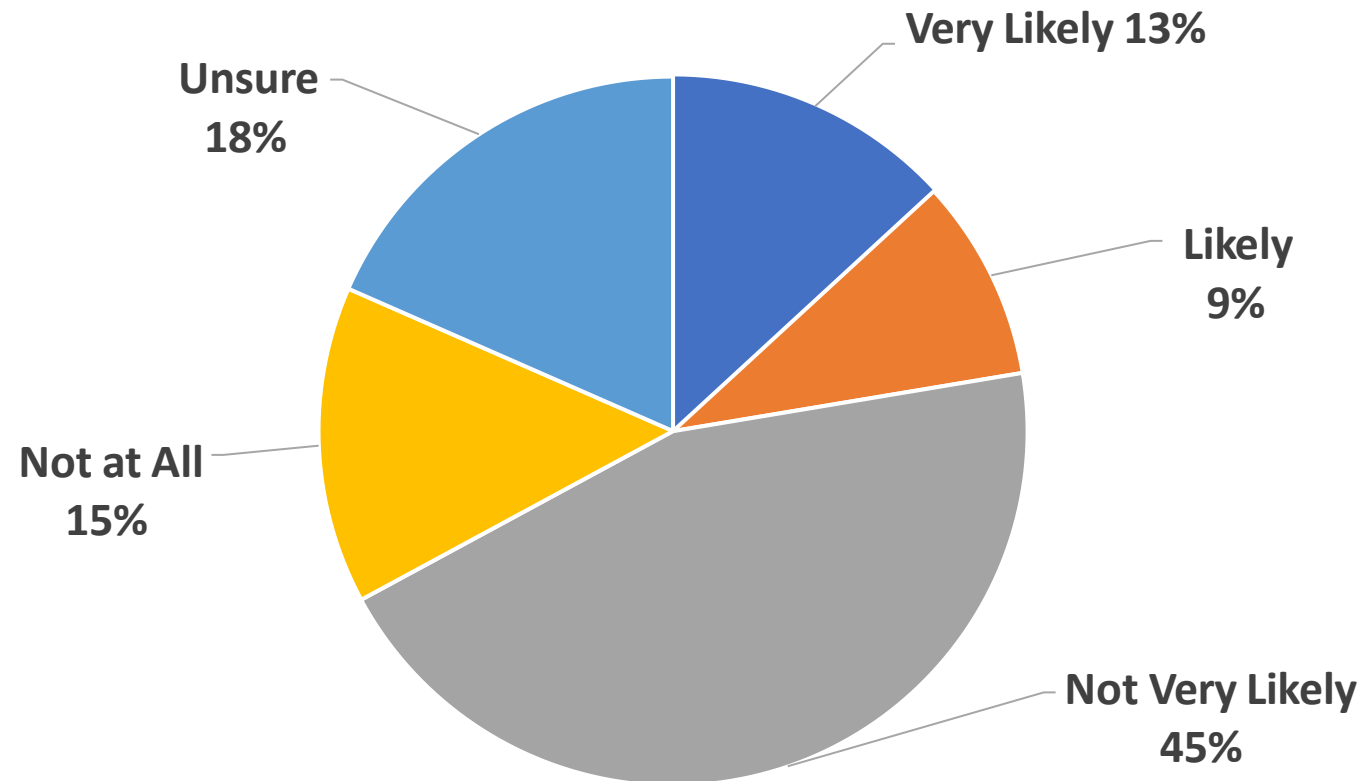


PPP Industry Analysis – Southeast Alaska



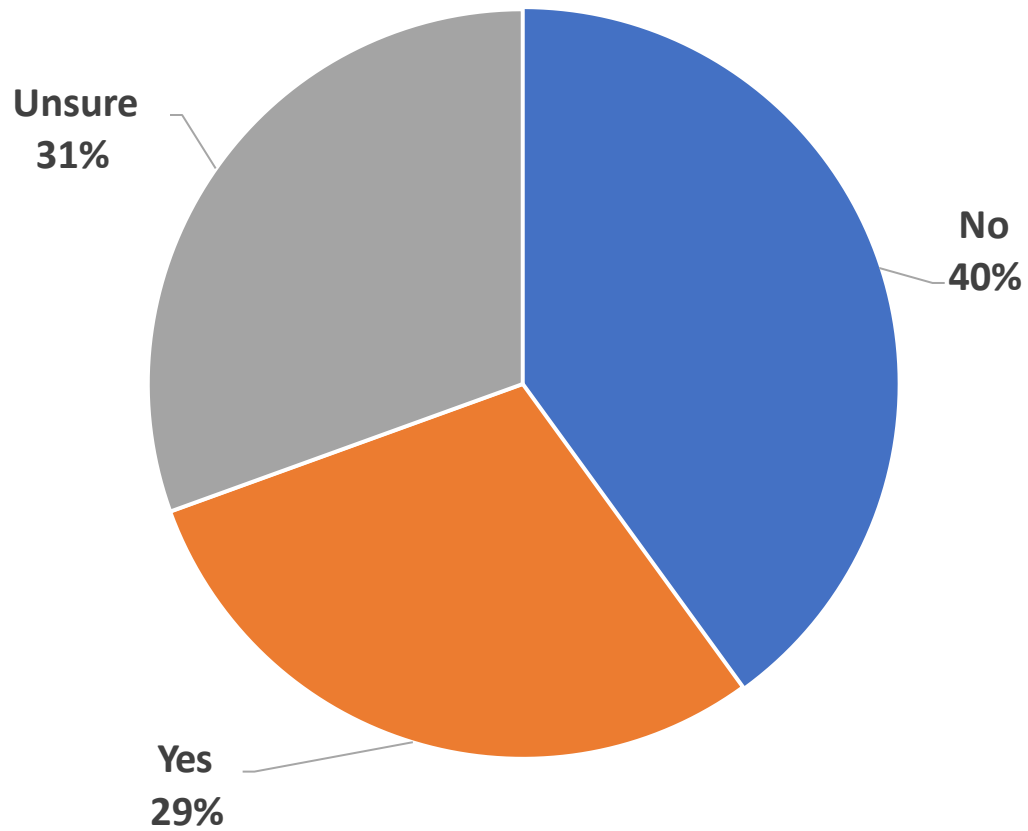
Alaska Small Business Survey Results (SE AK)

Without additional assistance or a change in economic recovery, how likely is your business to permanently close within the next six months?

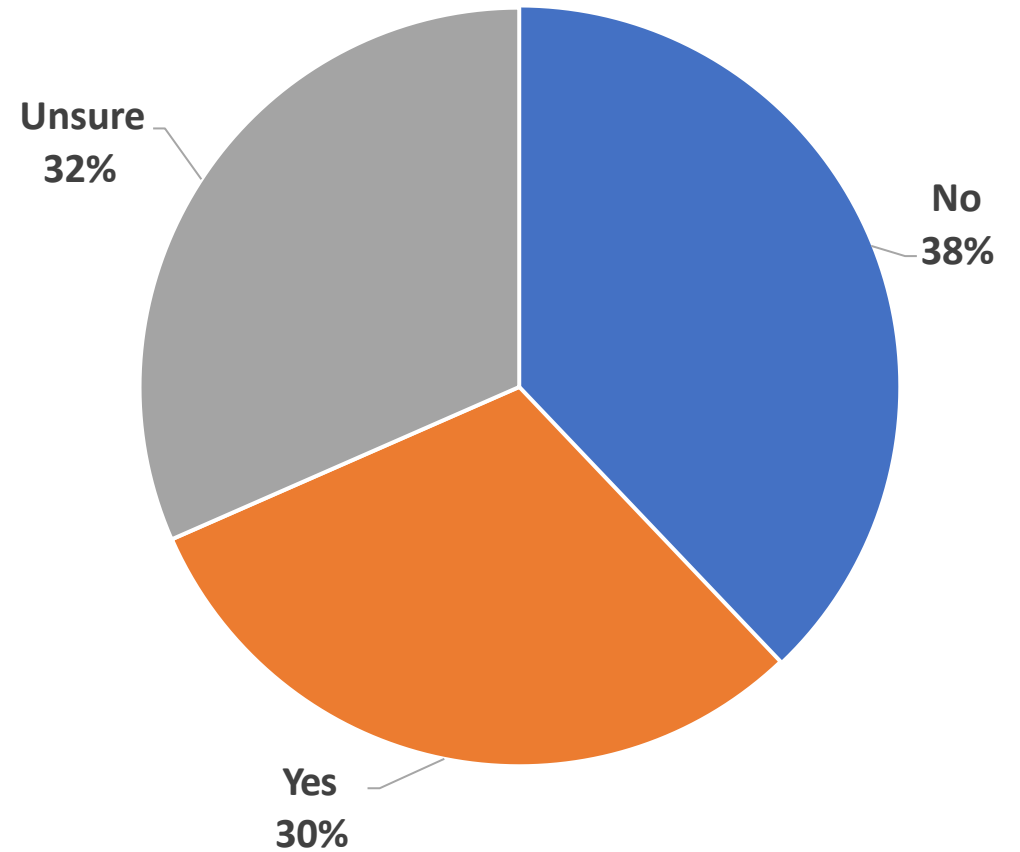


Alaska Small Business Survey Results (SE AK)

Do you believe the state economy will improve over the next 12 months?

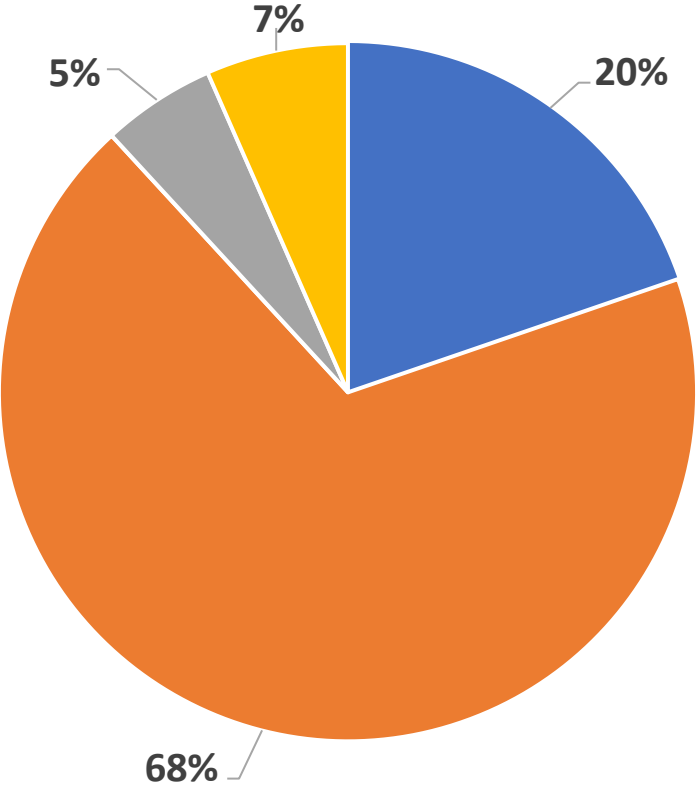


Do you believe your local economy will improve over the next 12 months?



Alaska Small Business Survey Results (SE AK)

How did your revenue in 2020 compare to 2019?



■ Not applicable ■ Revenue is lower ■ Revenue is higher ■ Revenue is about the same

What will your financial situation will be in 12 months?

